


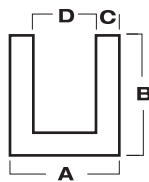
COMMERCIAL CHANNELS, ANGLES & FLAT BARS

Are you looking for a reliable, trustworthy source for heavy commercial glazing extrusions?

Morse Industries offers a complete line of matching channels, angles, and flat bar for commercial glass shops. These commercial extrusions are used in a variety of applications such as tenant improvements for windows or doors, floor to ceiling application glass walls (malls and retail storefronts) and much more. Most heavy channels and angles are available in 20 foot lengths and flat bar in 16 foot lengths. Finishes available may include mill (as extruded), clear satin, brushed stainless, white, polished bright chrome, and dark bronze.


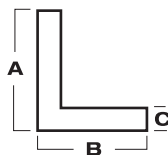
Channels

Part #	A	B	C	D
A40-0243	3/4"	3/4"	1/8"	1/2"
A40-1100	3/4"	1"	1/8"	1/2"
A40-1007	3/4"	1 1/2"	1/8"	1/2"
A42-0057	3/4"	2"	1/8"	1/2"
A40-1099	1"	1/2"	1/8"	3/4"
A40-1103	1"	3/4"	1/8"	3/4"
A40-1101	1"	1"	1/8"	3/4"
A40-1306	1"	1 1/2"	1/8"	3/4"
A40-1402	1"	2"	1/8"	3/4"
A40-1308	1 1/4"	1 1/4"	1/8"	1"
A40-1310	1 1/2"	1 1/2"	1/8"	1 1/4"





Angles

Part #	A	B	C
A40-1185	3/4"	3/4"	1/8"
A40-1187	1"	1"	1/8"
A40-1163	1 1/2"	1 1/2"	1/8"
A40-1202	2"	2"	1/8"



Flat Bars

Part #	A	B
A40-0811*	1/2"	1/8"
A40-0812*	3/4"	1/8"
A40-0808	1"	1/8"
A40-0796	1 1/2"	1/8"
A40-0810	2"	1/8"
A40-0830	1 1/2"	3/8"
A40-0831	2"	3/8"
A40-0840	1 1/2"	1/2"
A40-0841	2"	1/2"



* Only available in 12 ft. length, clear satin finish

As a nation-wide supplier of trims, moldings and components for the glass and mirror industry, you can rely on Morse Industries to provide the products you need, on-time and as promised. Our employees consult with you one-on-one to make sure you get what you need. If there ever is a problem, our team members are empowered to work with you on a quick and satisfactory solution. Let Morse Industries help make your next project a success.